


Every parent wants their children to grow up healthy and strong in the place where they deserve to feel safest: at home. The good news is that there are simple and easy steps that families can take to protect their children.


Preventing Falls

- Use approved safety gates at the tops and bottoms of stairs and attach them to the wall, if possible. Remember to read the manufacturer's instructions to make sure you have the right gate for your needs. Not all gates are safe for use at the top of stairs.
- Keep babies and young kids strapped in when using high chairs, swings or strollers. When placing your baby into a carrier, remember to place the carrier on the floor, not on top of tables or other furniture.
- Properly install window guards and stops to prevent window falls. Windows above the first floor should have an emergency release device in case of fire.



Water Safety

- Actively supervise children in and around water. Avoid distractions of any kind, such as reading or talking on the phone.
- Once bath time is over, immediately drain the tub. Keep toilet lids closed and keep doors to bathrooms and laundry rooms closed to prevent drowning.
- Make sure home pools have four-sided fencing that's at least 4 feet high with self-closing, self-latching gates to prevent a child from wandering into the pool area unsupervised.
- Every child is different, so enroll children in swimming lessons when you feel they are ready. Teach young children from an early age not to go near or in water without an adult. Older children should swim with a partner, every time.



Poison Prevention

- Store all household products and cleaning solutions out of children's sight and reach. Young kids are often eye-level with items under the kitchen and bathroom sinks.
- Keep cleaning products in their original containers. Don't put a potentially poisonous product in something other than its original container (such as a plastic soda bottle) where it could be mistaken for something else.
- Put the toll-free Poison Help Number into your phone in case of emergency: 1-800-222-1222.

Safety from Fire

- For the best protection, install smoke alarms on every level of your home, especially near sleeping areas. Test batteries every six months.
- Create and practice a home fire escape plan with two ways out of every room. In the event of a fire, leave your home immediately. Once you're out of the house, stay out.
- Keep anything that can catch fire, such as dish towels or wooden spoons, away from your stovetop. Have a fire extinguisher in the kitchen in case of emergency, and make sure you know how it works.
- Blow candles out when you leave the room or before you go to sleep.



Every year, more than **2,200 children die from injuries that happen at home.**

Preventing Burns

- Don't carry a child while cooking on the stove. It's better to put your child in a high chair where you can still see them.
- Keep an eye on appliances such as irons, curling irons or hair dryers that can heat up quickly or stay warm. Unplug and safely store these items after use.
- Keep appliance cords out of children's reach, especially if the appliances produce a lot of heat.


Preventing Scalds

- To prevent accidental scalding, set your water heater to 120 degrees Fahrenheit or the manufacturer's recommended setting. Check the water with your wrist or elbow before giving your baby a bath.
- To prevent hot food or liquid spills, use the back burner of your stove and turn pot handles away from the edge. Keep hot foods and liquids away from the edge of your counters and tables.



Safety from Carbon Monoxide

- Make sure your home has a carbon monoxide alarm. For the best protection, install a carbon monoxide alarm on every level of your home, especially near sleeping areas.
- Don't use a grill, generator or camping stove inside your home, garage or near a window. Don't use your oven or stovetop to heat your home.
- If you need to warm a vehicle, remove it from the garage immediately after starting. Don't leave a car, SUV or motorcycle engine running inside a garage, even if the doors are open.



Medication Safety

- Put all medicine and vitamins up and away and out of sight after every use.
- Use the dosing device that comes with the medicine, not a kitchen spoon. Kitchen spoons aren't all the same, and a teaspoon used for cooking won't measure the same amount as the dosing device.



Preventing TV and Furniture Tip-overs

- Mount flat-panel TVs to the wall to prevent them from falling off stands. Follow the manufacturer's instructions to ensure that you have a secure fit.
- Use brackets, braces or wall straps to secure unstable or top-heavy furniture to the wall.
- If you have a large, box-style cathode ray tube (CRT) TV, place it on a low, stable piece of furniture. If you no longer use your CRT TV, consider recycling it. To find a recycle location, go to www.GreenerGadgets.org.



Sleep Safety

- Make sure babies sleep on their backs and in their own crib, bassinet or play yard. Room sharing is a safer option than having your baby sleep in bed with you.
- Choose a firm mattress covered with a tight-fitting crib sheet for your baby's crib. Avoid using soft bedding, pillows, stuffed animals and bumpers in the crib.

