



Tool Inventory and Picture Guide

Updated September 2018

Below is an inventory of tools commonly used in community gardens that are available for lending from N.C. Cooperative Extension, Forsyth County Center. To see pictures, scroll down through pp. 3-5 of this document. If you would like to check out a tool, please review the information on the Tool Lending section of the Forsyth Community Gardening website (<http://tinyurl.com/FCGToolLending>). Note that other tools are also available; these are listed on the Tool Lending Form. Happy tilling, weeding, cultivating, digging, pruning, seeding, and raking!

Please note: The Honda FG110 Mini-Tiller can only cultivate the top 3 inches of soil. If you need to break fresh ground, please contract with a farmer to plow your site. If you need to incorporate soil amendments or cover crops, please rent a large tiller from a hardware store.






Tool	Quantity	Uses and Notes
Tiller		
Honda FG110 Mini-Tiller	1	<ul style="list-style-type: none"> Cultivate/till top 3 inches of soil (cannot break fresh ground)
Hoes		
2-Prong Hoe	3	<ul style="list-style-type: none"> Clear and chop weeds
Cultivator Hoe	5	<ul style="list-style-type: none"> Clear and chop weeds Prepare beds
Garden Hoe	4	<ul style="list-style-type: none"> Scrape small weeds Shape beds
Scuffle Hoe	2	<ul style="list-style-type: none"> Weed in top quarter-inch of soil (small weeds)
Warren Hoe	1	<ul style="list-style-type: none"> Weed Create furrows for planting
Cultivation Tools		
4-tine Cultivator	1	<ul style="list-style-type: none"> Cultivate, weed, and aerate soil Cultivate soil in preparation for broadcast seeding, and rake in cover crop seed beneath standing food crops

Cultivation Tools, Continued		
Bed Preparation Rake	1	<ul style="list-style-type: none"> • Broad (30"), lightweight rake for shaping and smoothing loose soil into in-ground beds for planting
Broadfork	1	<ul style="list-style-type: none"> • Break up densely packed soil
Garden Rake	7	<ul style="list-style-type: none"> • Remove rocks and debris from planting areas • Shape and smooth beds • Cultivate soil in preparation for broadcast seeding , and rake in cover crop seed over larger areas
Garden Weasel	1	<ul style="list-style-type: none"> • Prepare beds and aerate the top half-inch of soil
Digging Tools (Shovels, Forks, etc.)		
Trowels	4	<ul style="list-style-type: none"> • Dig small holes (often used to set transplants)
Digging shovel	9	<ul style="list-style-type: none"> • Dig larger holes and mix in soil amendments
Garden spade	1	<ul style="list-style-type: none"> • Edge beds • Dig holes for transplants
Scoop shovel	1	<ul style="list-style-type: none"> • Move rocks and gravel (not for digging)
Transfer shovel	4	<ul style="list-style-type: none"> • Scrape ground and move soil (square head)
Pitchfork	2	<ul style="list-style-type: none"> • Dig and loosen soil (e.g., to remove deeply rooted weeds) • Move loose material (hay, straw, etc.)
Spading Fork	2	<ul style="list-style-type: none"> • Dig and loosen soil (e.g., to remove deeply rooted weeds) • Dig potatoes (but be careful!)
Pick Mattock	4	<ul style="list-style-type: none"> • Chop and dig in compacted soils
Post Hole Digger	3	<ul style="list-style-type: none"> • Dig round holes to set posts
Cutting and Pruning Tools		
Grass Hook	1	<ul style="list-style-type: none"> • Cut down tall weeds or cover crops
Hedge Shears	7	<ul style="list-style-type: none"> • Best tool for cutting down & chopping up cover crops
Lopping Shears	1	<ul style="list-style-type: none"> • Cut small branches
Sling Blade Tool	1	<ul style="list-style-type: none"> • Cut down tall weeds or cover crops
Misc		
Earthway seeder	1	<ul style="list-style-type: none"> • Direct seed large areas
Leaf rake	3	<ul style="list-style-type: none"> • Rake leaves or cut grass into piles
Wheelbarrow	3	<ul style="list-style-type: none"> • Move soil, mulch, etc.







TILLER









HOES

<p>2-Prong Hoe</p>  A long-handled hoe with two sharp, pointed prongs at the end of the head.	<p>Cultivator Hoe</p>  A long-handled hoe with a head that has three curved, pointed prongs.	<p>Garden Hoe</p>  A long-handled hoe with a flat, rectangular head.
<p>Scuffle Hoe</p>  A long-handled hoe with a head that has a wide, flat, rectangular blade with a slightly curved edge.	<p>Warren Hoe</p>  A long-handled hoe with a head that has a wide, flat, rectangular blade with a slightly curved edge.	


CULTIVATION TOOLS

<p>4-tine cultivator</p> 	<p>Bed Preparation Rake</p>  	
<p>Broadfork</p> 	<p>Garden Rake</p> 	<p>Garden Weasel</p> 

DIGGING TOOLS (shovels, forks, etc.)

<p>Digging Shovel</p> 	<p>Garden Spade</p> 	<p>Scoop Shovel</p> 
<p>Transfer Shovel</p> 	<p>Pitchfork</p> 	<p>Spading Fork</p> 

DIGGING TOOLS (shovels, forks, etc. -- continued from previous page)



CUTTING AND PRUNING TOOLS



MISC

