



Tool Inventory and Picture Guide

Updated November 2016

Below is an inventory of the tools available for lending. To see pictures, scroll down through pp. 3-5 of this document. If you would like to check out a tool, please review the information in the [Tool Lending](#) section of the Forsyth Community Gardening website, particularly our Tool Use Policy and Tool Lending Form. Happy tilling, weeding, cultivating, digging, pruning, seeding, and raking!

Tool	Quantity	Uses and Notes
Tillers		
Stihl MM55 Yard Boss	1	<ul style="list-style-type: none"> Till top 3 inches of soil (cannot break fresh ground)
Troy Bilt Pony	1	<ul style="list-style-type: none"> Till top 6 inches of soil (cannot break fresh ground)
Hoes		
2-Prong Hoe	3	<ul style="list-style-type: none"> Clear and chop weeds
Cultivator Hoe	3	<ul style="list-style-type: none"> Clear and chop weeds Prepare beds
Garden Hoe	4	<ul style="list-style-type: none"> Scrape small weeds Shape beds
Scuffle Hoe	1	<ul style="list-style-type: none"> Weed in top quarter-inch of soil (small weeds)
Warren Hoe	2	<ul style="list-style-type: none"> Weed Create furrows for planting
Cultivation Tools		
4-tine Cultivator	1	<ul style="list-style-type: none"> Cultivate, weed, and aerate soil Cultivate soil in preparation for broadcast seeding, and rake in cover crop seed beneath standing food crops
Broadfork	1	<ul style="list-style-type: none"> Break up densely packed soil
Garden Rake	6	<ul style="list-style-type: none"> Remove rocks and debris from planting areas Shape and smooth beds Cultivate soil in preparation for broadcast seeding , and rake in cover crop seed over larger areas
Garden Weasel	1	<ul style="list-style-type: none"> Prepare beds and aerate the top half-inch of soil


Digging Tools (Shovels, Forks, etc.)		
Digging shovel	6	<ul style="list-style-type: none"> • Dig holes, e.g., for transplants (pointed head)
Garden spade	1	<ul style="list-style-type: none"> • Edge beds • Dig holes for transplants
Scoop shovel	1	<ul style="list-style-type: none"> • Move rocks and gravel (not for digging)
Transfer shovel	2	<ul style="list-style-type: none"> • Scrape ground and move soil (square head)
Pitchfork	2	<ul style="list-style-type: none"> • Dig and loosen soil (e.g., to remove deeply rooted weeds) • Move loose material (hay, straw, etc.)
Spading Fork	2	<ul style="list-style-type: none"> • Dig and loosen soil (e.g., to remove deeply rooted weeds) • Dig potatoes (but be careful!)
Pick Mattock	1	<ul style="list-style-type: none"> • Chop and dig in compacted soils
Post Hole Digger	2	<ul style="list-style-type: none"> • Dig round holes to set posts
Cutting and Pruning Tools		
Grass Hook	1	<ul style="list-style-type: none"> • Cut down tall weeds or cover crops
Hedge Shears	6	<ul style="list-style-type: none"> • Best tool for cutting down & chopping up cover crops
Lopping Shears	1	<ul style="list-style-type: none"> • Cut small branches
Pruning Shears	8	<ul style="list-style-type: none"> • Cut small branches • Harvest fruit
Sling Blade Tool	1	<ul style="list-style-type: none"> • Cut down tall weeds or cover crops
Misc		
Earthway seeder	1	<ul style="list-style-type: none"> • Direct seed large areas
Leaf rake	3	<ul style="list-style-type: none"> • Rake leaves or cut grass into piles
Wheelbarrow	3	<ul style="list-style-type: none"> • Move soil, mulch, etc.

TILLERS





(disclaimer: our tillers are not as clean as the ones in the pictures!)









HOES




CULTIVATION TOOLS

<p>4-tine cultivator</p> 	<p>Broadfork</p> 	<p>Garden Rake</p> 
<p>Garden Weasel</p> 		

DIGGING TOOLS (shovels, forks, etc.)

<p>Digging Shovel</p> 	<p>Garden Spade</p> 	<p>Scoop Shovel</p> 
<p>Transfer Shovel</p> 	<p>Pitchfork</p> 	<p>Spading Fork</p> 

DIGGING TOOLS (shovels, forks, etc. -- continued from previous page)



CUTTING AND PRUNING TOOLS



MISC

